

WJ60, WJ90 – Changing The Default Stamp Value

The Default Stamp Value allows the user to determine the default postage value that is displayed each time the mailing machine is powered on or returns from sleep mode.

After a rate change, the Default Stamp Value may need to be modified when the new rates are active. This change should be made on May 11, 2009.

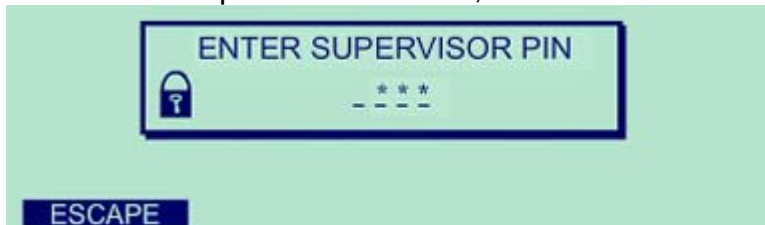
1. Press the **LOCK** button.



2. Press the **SUPERVIS** button.



3. Enter the Supervisor PIN code, **9430**.

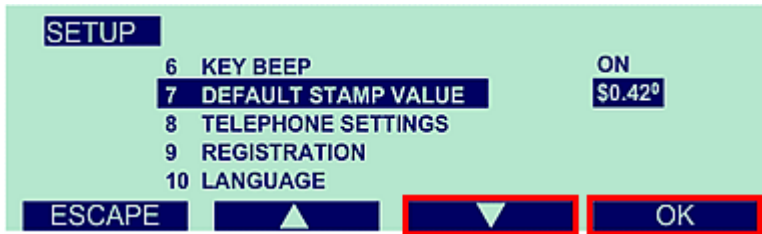


4. Using the down arrow button, select **SETUP**.
- Press **OK**.

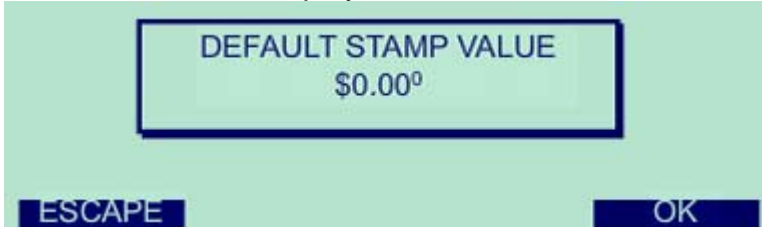


5. Using the down arrow button, select **DEFAULT STAMP VALUE**.

- Press **OK**.



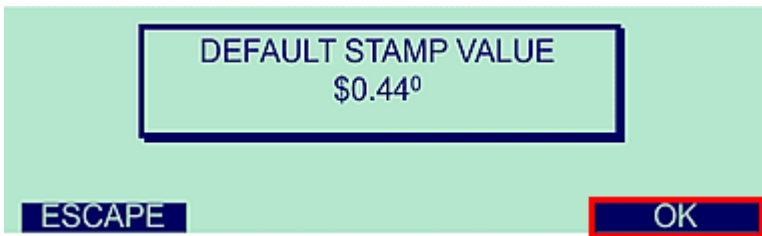
6. The screen will display **DEFAULT STAMP VALUE** and **\$0.00** for a value.



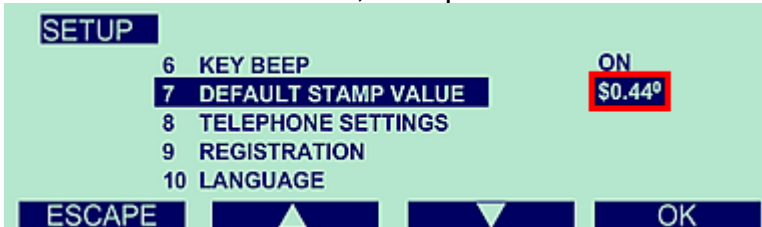
7. Using the numeric keypad, enter the new desired default value.

- To set \$0.44 as a default, enter **440**.

- Press **OK**.



8. On the **SETUP** screen, the updated value will be displayed.



9. Press the **LOCK** button to return to the main screen.

